







































PAGINA PAGE			PAGINA PAGE		
12		PLANA 1200	40-41		ITALIA 1353
13		ORIGAMI 1210	42-43		CORSA 1354
14-15		PUNTO 1205	44-45		CORSA 1354
16		INFINITY 1501	46-47		ADELE 1239
17		ULTIMA 1502	48-49		VIPER 1401
18		SPECTRA 1503	50-51		ELLE 132C
19		FUTURA 1332	52-53		EASY 1301
20		FUTURA 1333	54-55		ICE 168
22-23		KUBO 1317	56-57		WAVE 190
24-25		SHAPE 1320	58-59		SAETTA 175
27		PURA 1352	60-61		HUMMER 165
28		PRISMA 1351	62-63		CUT 164
29		CORSA 1354	64-65		SQUARE 160W
30		102	66-67		SIN 166
31		EASY 1301	68-69		BREAK 161
34-35		FLAKE 1355	70-71		SLIM 1063
36-37		PRISMA 1351	72-73		SABRINA 159
38-39		PURA 1352	74-75		DANIELA 179

PAGINA PAGE			PAGINA PAGE		
76-77		SILVIA 149	112-113		WINTER 111
78-79		DIAMOND 199	114-115		SPEAR 136
80-81		GIORGIA 169	116-117		JOLIE 126
82-83		HORNET 145	118-119		LIZA 121
84-85		KATE 122	120-121		FLY 130
86-87		GRACE 127	122-123		SHADOW 120
88-89		MIRAGE 125	124-125		EMILY 124
90-91		MIRAGE 2 125-2			
92-93		TOP 118	PAGINA PAGE	ECO LINE	
94-95		SOGNO 193	126		PERLA 185
96-97		ALBA 140	126		VENERE 186
98-99		CLUB 110	126		POLO 155ALU
100-101		DIANA 183	126		SNAKE 188PALU
102-103		CORNER 114	126		STICK 116
104-105		CORNER 2 114-2	127		WAVE 190ALU
106-107		BRIDGE 112	127		TWIST 158A
108-109		LINE 171	127		QUADRA 163ALU
110-111		DOTS 170	127		DART 176



VALSABBIA



LA STORIA

Il patron della nostra azienda, Vittore Bianchi vanta una ricca e lunga esperienza nel settore artigianale. I suoi esordi lavorativi lo hanno visto impegnato nel campo dell'automotive, dove ha affinato le sue naturali doti di curiosità e dedizione per il proprio lavoro e per il prodotto che era intento, di volta in volta, a realizzare. Chiusa questa prima esperienza, si è avvicinato, in qualità di agente di vendita di un prodotto ausiliario (le vernici) al mondo delle maniglie e delle realtà che le producevano. In quella fase, sul finire degli anni Settanta, la terra d'origine di Vittore era già conosciuta come uno dei più importanti distretti industriali delle maniglie. Centinaia di operatori della val-lata, con migliaia di collaboratori, erano impegnati in questo settore, espressione del Made in Italy. L'innata curiosità di Vittore ha portato a fondare una azienda che effettuava lavorazioni per conto terzi, nell'ambito dell'articolata filiera produttiva delle maniglie. Questa prima espe-

rienza imprenditoriale era nata durante uno dei periodi più dinamici del distretto delle maniglie valsabbino: non mancavano certo le occasioni per ampliare il proprio business a chi, come Vittore, era dotato di spirito d'intraprendenza. Non è un caso infatti che in nostro fondatore abbia partecipato a fiere e rassegne internazionali del settore, con l'obiettivo di comprendere le esigenze e le specifiche richieste degli operatori internazionali, che erano a contatto con i clienti – aziende e privati – fruitori finali delle maniglie. Forte di questa esperienza, Vittore fonda nel 1986 la Fimet, acronimo di Finitura Metalli. In quell'anno il mercato di riferimento delle produzioni della nuova azienda era quello tedesco ma ora, a distanza di quasi un trentennio dagli esordi, i mercati raggiunti e serviti dalle produzioni dell'azienda della famiglia Bianchi sono oltre venti. I figli di Vittore sono impegnati attivamente nella ditta, Luca è responsabile della qualità e della produzione, mentre Marica è responsabile delle vendite. Il carattere familiare dell'azienda è infatti il suo punto di forza "non ci limitiamo a produrre maniglie, ma ne curiamo ogni aspetto, dalla ideazione fino alla finitura, siamo orgogliosi di rappresentare il made in Italy".





HISTORY

The owner of our company, Vittore Bianchi has a rich and long experience in the craft field. First he has been engaged in the automotive field, where he honed his natural curiosity and dedication to its own work and for the product that he was concentrated, from time to time, to realize. Closed this first experience, he approached, as a sales agent of an auxiliary product (paint), the world of handles and the realities that produced them. At that stage, in the late seventies, the birthplace of Vittore was already known as one of the most important industrial areas of the handles production. Hundreds of entrepreneurs in the valley, with thousands of employees, were engaged in this sector, expression of Made in Italy. The innate Vittore's curiosity, combined with his entrepreneurial spirit, led him to found a company which carried out work for third parties, as part of the articulated

chain of the handles production. This first experience was born during one of the most dynamic districts handle Val-sabbia: there were some opportunities to expand the business to those who, like Vittore, was endowed with the spirit of enterprise. It is no coincidence that our founder has participated in international exhibitions and fairs of the sector, with the aim to understand the needs and the specific requirements of international operators, who were in contact with the final customers. Based on this experience, Victor founded in 1986 Fimet, acronym of metal finishing. In that year the reference market of the new company was the German one but now, after almost thirty years from the beginning, the markets reached and served by the company of the Bianchi family are over twenty. The children of Vittore are actively involved in the company, Luca is responsible for quality and production, while Marica is responsible for sales. The family nature of the company is its strong point "we do not just produce handles, but we take care of everything from conception to finish, we are proud to represent the Made in Italy".

DESIGNERS

BIANCHI



GALLO




NOVAGUE




FOLLESA



NOVELLETTA



CANTARUTTI



GANDI



BELLEZZA
A PORTATA DI MANO



Come da migliore tradizione italiana, per la creazione e prototipazione delle ns maniglie ci avvaliamo di artigiani e designer.

La ns collaborazione consiste nello sviluppare insieme a loro nuove idee di maniglie, fare i prototipi e studiare le modifiche necessarie a renderle adatte alla commercializzazione.

As in the best Italian tradition, for the creation and prototyping of our handles we employ craftsmen and designers.

Our collaboration is to develop with them new ideas for handles, make prototypes and study the changes needed to make them ready for commercialization.





Abbiamo pensato ad un nuovo catalogo in cui mostriamo le novità del momento. Il design è in continua evoluzione, sempre alla ricerca di linee essenziali ed elementari, ma allo stesso tempo di colori alla moda. Pertanto, siamo lieti di presentare:

Design is constantly evolving, always looking for neat and elementary lines, and fashionable colors at the same time. We've been working extremely hard on our new catalogue and we're pleased to announce our new and exciting products:

ALU

Dove l'innovazione dei colori ad effetto incontra ambienti giovani e creativi.

Colorful innovation meets young and creative spaces.

H5

Linee moderne ed appena accennate, abbinabili ad ogni maniglia, regalano un tocco di stile all'arredamento.

Every handle can be combined to these modern and essential lines, giving a stylish touch to the furnishings.

MINI

Le geometrie e i particolari sono ridotti all'essenza, mantenendo gli elementi funzionali necessari, sempre restando al passo con la modernità.

Functional parts are preserved, although geometric structures and details are basic, keeping up with the innovation.



PLANA



ORIGAMI



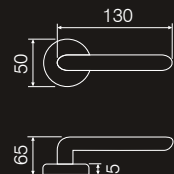
PUNTO

PLANA 1200



1200/208

Maniglia con rosetta
Handle with rosette



DESIGNER

NICOLA NOVELLETTO



1200/208 - F05

Cromo satinato
Satin chrome



1200/208 - F N.O.

Nero opaco
Opaque black



1200/208 - F04

Cromo lucido
Polished chrome



1200/208 - F15

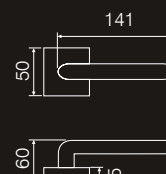
Antracite
Anthracite

ORIGAMI 1210



1210/213

Maniglia con rosetta
Handle with rosette



DESIGNER

ROBBY CANTARUTTI



1210/213 - F05

Cromo satinato
Satin chrome



1210/213 - F N.O.

Nero opaco
Opaque black



1210/213 - F04

Cromo lucido
Polished chrome



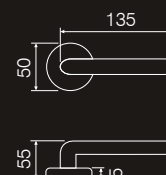
1210/213 - F15

Antracite
Anthracite



1205/208

Maniglia con rosetta
Handle with rosette



DESIGNER

ROBBY CANTARUTTI



1205/208 - F05

Cromo satinato
Satin chrome



1205/208 - F N.O.

Nero opaco
Opaque black



1205/208 - F04

Cromo lucido
Polished chrome



1205/208 - F15

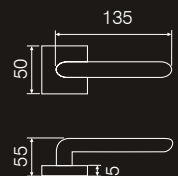
Antracite
Anthracite



DESIGNER
ROBBY CANTARUTTI

1205/213

Maniglia con rosetta
Handle with rosette



1205/213 - F05

Cromo satinato
Satin chrome



1205/213 - F N.O.

Nero opaco
Opaque black



1205/213 - F04

Cromo lucido
Polished chrome




1205/213 - F15

Antracite
Anthracite

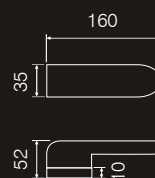


INFINITY 1501



1501/239

Maniglia con rosetta
Handle with rosette



DESIGNER
PETR NOVAGUE



1501/239 - F05


Cromo satinato
Satin chrome



1501/239 - F N.O.

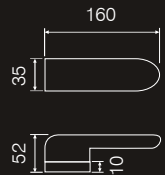
Nero opaco
Opaque black

ULTIMA 1502



1502/239

Maniglia con rosetta
Handle with rosette



DESIGNER
PETR NOVAGUE



1502/239 - F05

Cromo satinato
Satin chrome



1502/239 - F N.O.

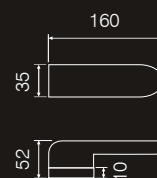
Nero opaco
Opaque black

SPECTRA 1503



1503/239

Maniglia con rosetta
Handle with rosette



DESIGNER
PETR NOVAGUE



1503/239 - F05

Cromo satinato
Satin chrome



1503/239 - F N.O.

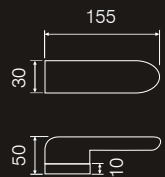
Nero opaco
Opaque black

FUTURA 1332



1332/281

Maniglia con rosetta
Handle with rosette



1332/281 - F128

Anodizzato argento
Silver anodized



1332/281 - F N.O.

Nero opaco
Opaque black

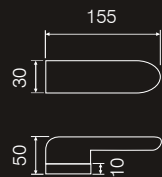


FUTURA 1333



1333/281

Maniglia con rosetta
Handle with rosette



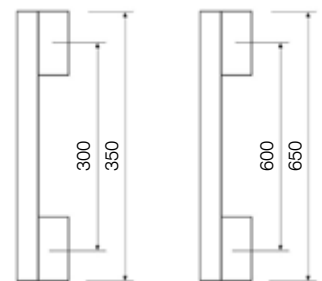
1333/281 - F128

Anodizzato argento
Silver anodized




1333/281 - F N.O.

Nero opaco
Opaque black



1333 STG - F N.O.


Nero opaco
Opaque black







KUBO 1317

ALU



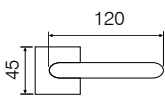


1317/215

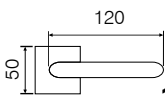
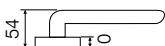


1317/211B

Maniglia con rosetta
Handle with rosette



1317/215

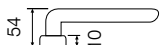
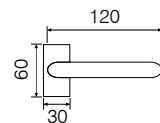


1317/211B



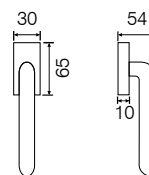
1317/276

Maniglia con placca
Handle with plate



1317 D.K.R.

Maniglia anta ribalta
Tilt and turn handle



1317/211B - F.N.O.

Nero opaco
Opaque black



1317/211B - F57

Nero soft touch
Soft touch black



1317/211B - F15

Antracite
Anthracite



1317/211B - F.B.O.

Bianco opaco
Opaque white



1317/211B - F54

Effetto nickel satinato verniciato opaco
Opaque satin nickel effect



1317/211B - F16

Effetto cromo satinato
Satin chrome effect



1317/211B - F.020

Effetto ottone satinato opaco
Opaque satin brass effect



1317/211B - F07

Sabbia del deserto
Desert sand



1317/211B - F13

Effetto rame satinato opaco
Opaque satin copper effect

SHAPE 1320

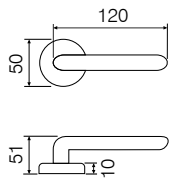
ALU





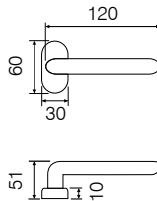
1320/232

Maniglia con rosetta
Handle with rosette



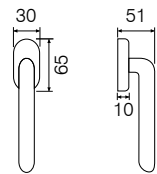
1320/277

Maniglia con placca
Handle with plate



1320 D.K.

Maniglia anta ribalta
Tilt and turn handle



1320/232 - F.N.O.

Nero opaco
Opaque black



1320/232 - F57

Nero soft touch
Soft touch black



1320/232 - F15

Antracite
Anthracite



1320/232 - F.B.O.

Bianco opaco
Opaque white



1320/232 - F54

Effetto nickel satinato verniciato opaco
Opaque satin nickel effect



1320/232 - F16

Effetto cromo satinato
Satin chrome effect



1320/232 - F.020

Effetto ottone satinato opaco
Opaque satin brass effect



1320/232 - F07

Sabbia del deserto
Desert sand

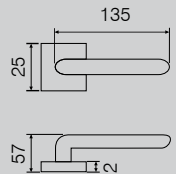



1320/232 - F13

Effetto rame satinato opaco
Opaque satin copper effect




PURA 1352



1352/243 - F04

Cromo lucido
Polished chrome



1352/243 - F05

Cromo satinato
Satin chrome

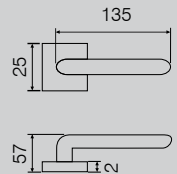


1352/243 - F N.O.

Nero opaco
Opaque black


MINI

PRISMA 1351



1351/243 - F04

Cromo lucido
Polished chrome



1351/243 - F05

Cromo satinato
Satin chrome

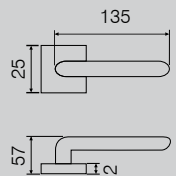



1351/243 - F N.O.

Nero opaco
Opaque black


MINI

CORSA 1354



1354/243 - F04

Cromo lucido
Polished chrome



1354/243 - F05

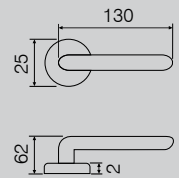
Cromo satinato
Satin chrome



1354/243 - F N.O.

Nero opaco
Opaque black


MINI



102/241 - F61

Inox lucido
Polished steel



102/241 - F60

Inox satinato
Satin steel



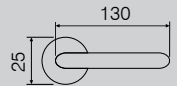

102/241 - F N.O.

Nero opaco
Opaque black


MINI



EASY 1301




1301/241 - F04

Cromo lucido
Polished chrome



1301/241 - F05

Cromo satinato
Satin chrome





1301/241 - F N.O.

Nero opaco
Opaque black



MINI



**Art. 208****Art. 213**

Montaggio semplice e sicuro grazie all'innovativo centratore per il ferro quadro, con in più la garanzia della sotto-rosetta in metallo, abbinabile sia alla copertina tonda che a quella quadrata. La sotto-rosetta, dotata di fori vite ad interasse 38mm, è disponibile con bussole sporgenti oppure rasata. La copertina in metallo viene fornita montata con l'impugnatura tramite un'affidabile molla testata per 200.000 aperture. L'assieme viene mantenuto in posizione dai grani di fissaggio presenti sulle impugnature.

This new system is featured by an easy and safe assembly system, thanks to the innovative adapter for the square spindle. Everything is besides guaranteed by the metal under-construction, which can be matched both with the round and the square covers. The under-construction has two 38mm interax screw holes, and they are available either with or without bulging bolts. Lever handle and metal cover are supplied mounted together with a reliable spring, tested for more than 200.000 openings. The whole set is held in position by the lever handles' fixing grub screws.

FLAKE 1355



H5

DESIGNER
ENRICO GALLO



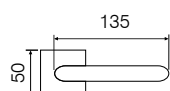


1355/201

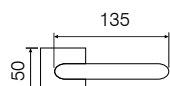


1355/213

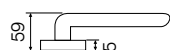
Maniglia con rosetta
Handle with rosette



1355/201

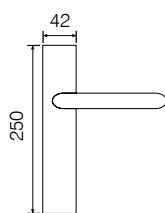


1355/213



1355/209

Maniglia con placca
Handle with plate



1355 D.K.R.

Maniglia anta ribalta
Tilt and turn handle



1355/201 - F04

Cromo lucido
Polished chrome



1355/201 - F05

Cromo satinato
Satin chrome



1355/201 - F N.O.

Nero opaco
Opaque black



1355/201 - F15

Antracite
Anthracite



1355/201 - F54


Effetto nickel satinato verniciato opaco
Opaque satin nickel effect



1355/201 - F43

Bronzo graffiato opaco
Opaque satin bronze

PRISMA 1351



H5



DESIGNER
ENRICO GALLO





1351/201



1351/213



1351/209

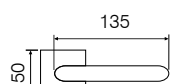


1351 D.K.R.

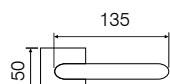
Maniglia con rosetta
Handle with rosette

Maniglia con placca
Handle with plate

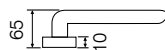
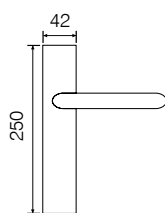
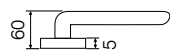
Maniglia anta ribalta
Tilt and turn handle



1355/201



1355/213



1351/201 - F04

Cromo lucido
Polished chrome



1351/201 - F05

Cromo satinato
Satin chrome



1351/201 - F N.O.

Nero opaco
Opaque black



1351/201 - F B.O.

Bianco opaco
Opaque white



1351/201 - F15


Antracite
Anthracite



H5

DESIGNER
ENRICO GALLO



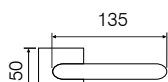


1352/201

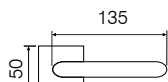
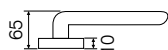


1352/213

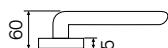
Maniglia con rosetta
Handle with rosette



1352/201

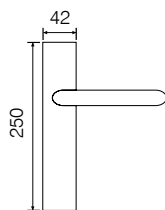


1352/213



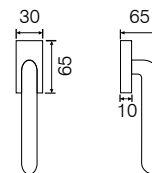
1352/209

Maniglia con placca
Handle with plate



1352 D.K.R.

Maniglia anta ribalta
Tilt and turn handle



1352/201 - F04

Cromo lucido
Polished chrome



1352/201 - F05

Cromo satinato
Satin chrome



1352/201 - F54

Effetto nickel satinato verniciato opaco
Opaque satin nickel effect



1352/201 - F15

Antracite
Anthracite



1352/201 - F N.O.

Nero opaco
Opaque black



1352/201 - F B.O.


Bianco opaco
Opaque white



H5

DESIGNER
ENRICO GALLO



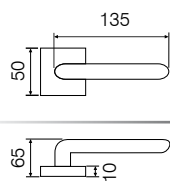


1353/201

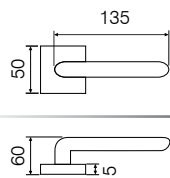


1353/213

Maniglia con rosetta
Handle with rosette



1353/201

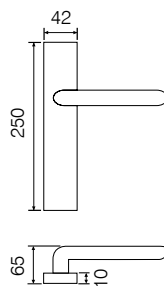


1353/213



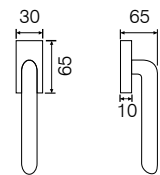
1353/209

Maniglia con placca
Handle with plate



1353 D.K.R.

Maniglia anta ribalta
Tilt and turn handle



1353/201 - F04

Cromo lucido
Polished chrome



1353/201 - F05

Cromo satinato
Satin chrome



1353/201 - F N.O.

Nero opaco
Opaque black



1353/201 - F B.O.

Bianco opaco
Opaque white



1353/201 - F15

Antracite
Anthracite

CORSA 1354



H5

DESIGNER
ENRICO GALLO





1354/232



1354/208



1354/205

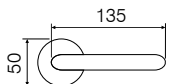


1354 D.K.

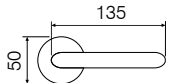
Maniglia con rosetta
Handle with rosette

Maniglia con placca
Handle with plate

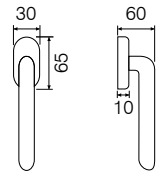
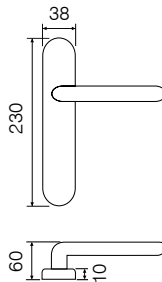
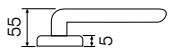
Maniglia anta ribalta
Tilt and turn handle



1354/232



1354/208



1354/232 - F04

Cromo lucido
Polished chrome



1354/232 - F05

Cromo satinato
Satin chrome



1354/232 - F54

Effetto nickel satinato verniciato opaco
Opaque satin nickel effect



1354/232 - F15

Antracite
Anthracite



1354/232 - F N.O.

Nero opaco
Opaque black



1354/232 - F B.O.

Bianco opaco
Opaque white

CORSA 1354




H5




DESIGNER
ENRICO GALLO



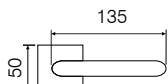


1354/201

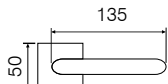
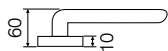


1354/213

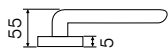
Maniglia con rosetta
Handle with rosette



1354/201

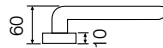
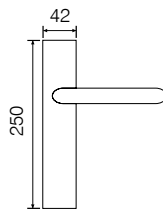


1354/213



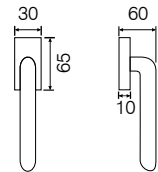
1354/209

Maniglia con placca
Handle with plate



1354 D.K.R.

Maniglia anta ribalta
Tilt and turn handle



1354/201 - F04

Cromo lucido
Polished chrome



1354/201 - F05

Cromo satinato
Satin chrome



1354/201 - F54

Effetto nickel satinato verniciato opaco
Opaque satin nickel effect



1354/201 - F15

Antracite
Anthracite



1354/201 - F N.O.


Nero opaco
Opaque black



1354/201 - F B.O.

Bianco opaco
Opaque white

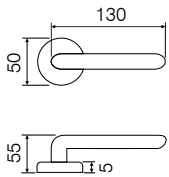
ADELE 1239






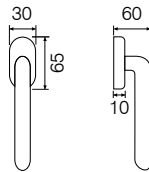
1239/208

Maniglia con rosetta
Handle with rosette



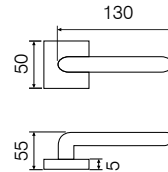
1239 D.K.

Maniglia anta ribalta
Tilt and turn handle



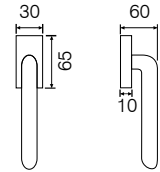
1239/213

Maniglia con rosetta
Handle with rosette



1239 D.K.R.

Maniglia anta ribalta
Tilt and turn handle



1239/208 - F04

Cromo lucido
Polished chrome



1239/208 - F05

Cromo satinato
Satin chrome



1239/208 - F43

Bronzo graffiato opaco
Opaque satin bronze

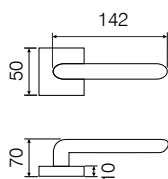
VIPER 1401





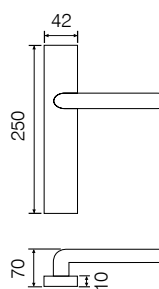
1401/211B

Maniglia con rosetta
Handle with rosette



1401/209

Maniglia con placca
Handle with plate



1401/211B - F05

Cromo satinato
Satin chrome




1401/211B - F43

Bronzo graffiato opaco
Opaque satin bronze



1401/211B - F.N.O.

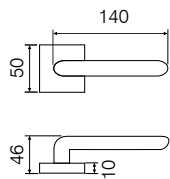
Nero opaco
Opaque black





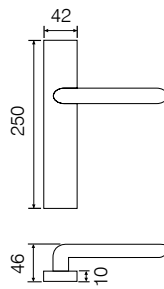
132C/201

Maniglia con rosetta
Handle with rosette



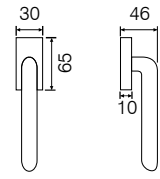
132C/209

Maniglia con placca
Handle with plate



132C D.K.R.

Maniglia anta ribalta
Tilt and turn handle



132C/201 - F05

Cromo satinato
Satin chrome



132C/201 - F54

Effetto nickel satinato verniciato opaco
Opaque satin nickel effect



132C/201 - F N.O.

Nero opaco
Opaque black

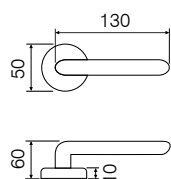
 EASY 1301





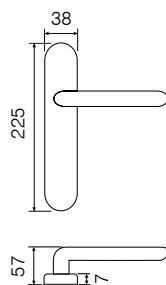
1301/232

Maniglia con rosetta
Handle with rosette



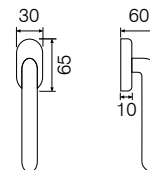
1301/202L

Maniglia con placca
Handle with plate



1301 D.K.

Maniglia anta ribalta
Tilt and turn handle



1301/232 - F04

Cromo lucido
Polished chrome




1301/232 - F05

Cromo satinato
Satin chrome



1301/232 - F43

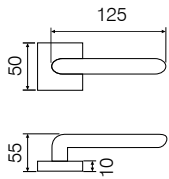
Bronzo graffiato opaco
Opaque satin bronze





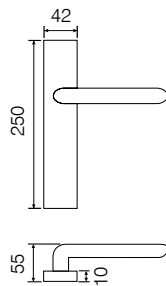
168/211B

Maniglia con sottorosetta
in plastica
*Handle with under rosette
in plastic*



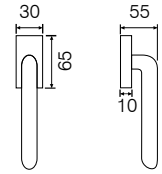
168/209

Maniglia con placca
Handle with plate



168 D.K.R.

Maniglia anta ribalta
Tilt and turn handle



168/211B - F04

Cromo lucido
Polished chrome



168/211B - F05

Cromo satinato
Satin chrome



168/211B - F17

Bianco lucido RAL 9016
RAL 9016 Shiny white



168/211B - F N.O.

Nero opaco
Opaque black



168/211B - F15

Antracite
Anthracite



168/211B - F43

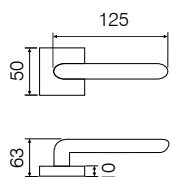
Bronzo graffiato opaco
Opaque satin bronze





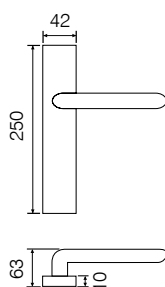
190/201

Maniglia con rosetta
Handle with rosette



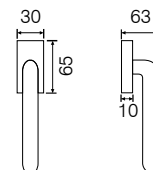
190/209

Maniglia con placca
Handle with plate



190 D.K.R.

Maniglia anta ribalta
Tilt and turn handle



190/201 - F04

Cromo lucido
Polished chrome



190/201 - F05

Cromo satinato
Satin chrome




190/201 - F43

Bronzo graffiato opaco
Opaque satin bronze



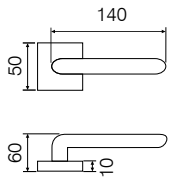
SAETTA 175





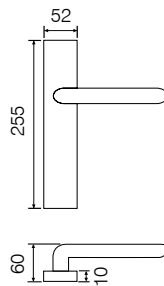
175/201

Maniglia con rosetta
Handle with rosette



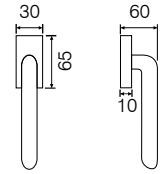
175/210

Maniglia con placca
Handle with plate



1355 D.K.R.

Maniglia anta ribalta
Tilt and turn handle



175/201 - F66

Cromo lucido - Cromo satinato
Polished chrome - Satin chrome



175/201 - F11

Cromo lucido - Nickel satinato
Polished chrome - Satin nickel



175/201 - F33

Cromo lucido - Nero opaco
Polished chrome - Opaque black



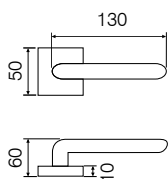
HUMMER 165





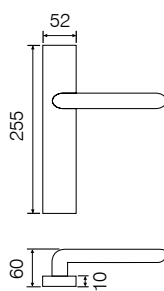
165/201

Maniglia con rosetta
Handle with rosette



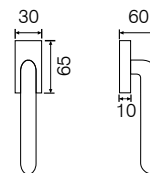
165/210

Maniglia con placca
Handle with plate



165 D.K.R.

Maniglia anta ribalta
Tilt and turn handle



165/201 - F66

Cromo lucido - Cromo satinato
Polished chrome - Satin chrome



165/201 - F11

Cromo lucido - Nickel satinato
Polished chrome - Satin nickel




165/201 - F10

Ottone lucido - Ottone satinato
Polished brass - Satin brass



165/201 - F43

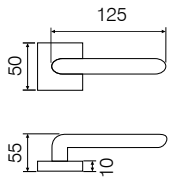
Bronzo graffiato opaco
Opaque satin bronze





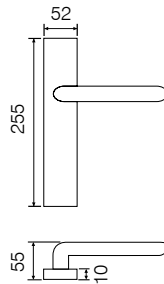
164/201

Maniglia con rosetta
Handle with rosette



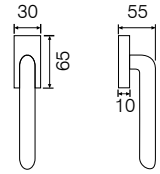
164/210

Maniglia con placca
Handle with plate



164 D.K.R.

Maniglia anta ribalta
Tilt and turn handle



164/201 - F66

Cromo lucido - Cromo satinato
Polished chrome - Satin chrome



164/201 - F11

Cromo lucido - Nickel satinato
Polished chrome - Satin nickel



164/201 - F43

Bronzo graffiato opaco
Opaque satin bronze

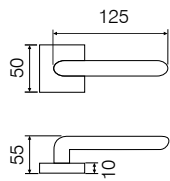
SQUARE 160W





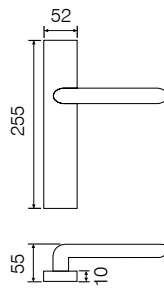
160W/201

Maniglia con rosetta
Handle with rosette



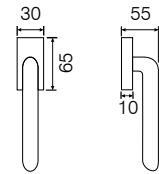
160W/210

Maniglia con placca
Handle with plate



160W D.K.R.

Maniglia anta ribalta
Tilt and turn handle




160W/201 - F11

Cromo lucido - Nickel satinato - Legno wengé
Polished chrome - Satin nickel - Wengé wood



160W/201 - F04

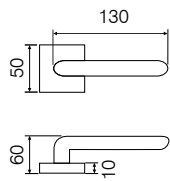
Cromo lucido - Legno bianco
Polished chrome - White wood





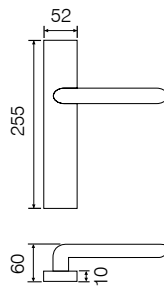
166/211BIC

Maniglia con rosetta
Handle with rosette



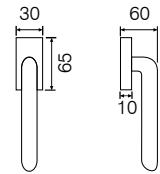
166/210

Maniglia con placca
Handle with plate



166 D.K.R.

Maniglia anta ribalta
Tilt and turn handle



166/211BIC - F11

Cromo lucido - Nickel satinato
Polished chrome - Satin nickel



166/211BIC - F66

Cromo lucido - Cromo satinato
Polished chrome - Satin chrome



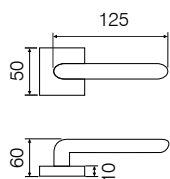
BREAK 161





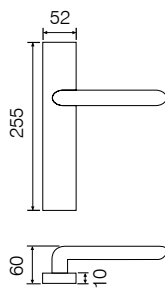
161/201

Maniglia con rosetta
Handle with rosette



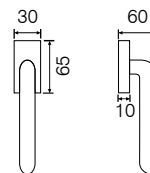
161/210

Maniglia con placca
Handle with plate



164 D.K.R.

Maniglia anta ribalta
Tilt and turn handle



161/201 - F11

Cromo lucido - Nickel satinato
Polished chrome - Satin nickel



161/201 - F66

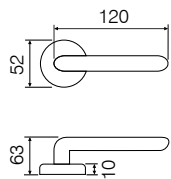
Cromo lucido - Cromo satinato
Polished chrome - Satin chrome





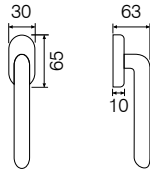
1063/230

Maniglia con rosetta
Handle with rosette



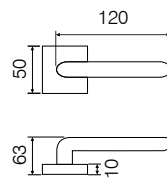
1063 D.K.

Maniglia anta ribalta
Tilt and turn handle



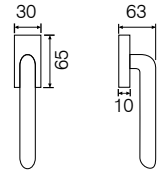
1063/211B

Maniglia con rosetta
Handle with rosette



1063 D.K.R.

Maniglia anta ribalta
Tilt and turn handle



1063/230 - F05

Cromo satinato
Satin chrome



1063/230 - F01

Ottone lucido
Polished brass



1063/230 - F04

Cromo lucido
Polished chrome



1063/230 - F20

Nickel satinato
Satin nickel



1063/230 - F03

Bronzo graffiato lucido
Shiny satin bronze



1063/230 - F N.O.

Nero opaco
Opaque black



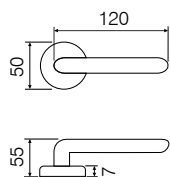
SABRINA 159





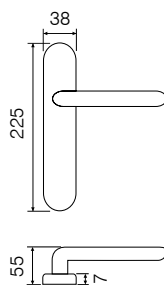
159/273

Maniglia con rosetta
Handle with rosette



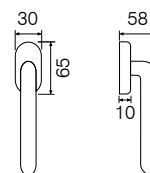
159/202L

Maniglia con placca
Handle with plate



159 D.K.

Maniglia anta ribalta
Tilt and turn handle



159/273 - F04


Cromo lucido
Polished chrome



159/273 - F05

Cromo satinato
Satin chrome

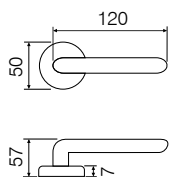
 DANIELA 179





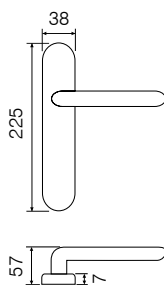
179/273

Maniglia con rosetta
Handle with rosette



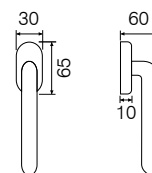
179/202L

Maniglia con placca
Handle with plate



179 D.K.

Maniglia anta ribalta
Tilt and turn handle



179/273 - F04

Cromo lucido
Polished chrome



179/273 - F05

Cromo satinato
Satin chrome



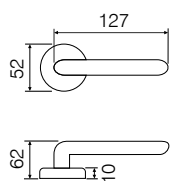
SILVIA 149





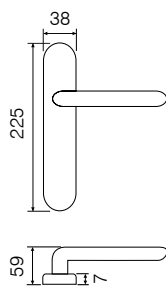
149/230

Maniglia con rosetta
Handle with rosette



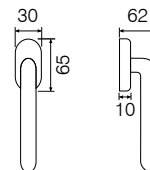
149/202L

Maniglia con placca
Handle with plate



149 D.K.

Maniglia anta ribalta
Tilt and turn handle



149/230 - F04

Cromo lucido
Polished chrome



149/230 - F05

Cromo satinato
Satin chrome



149/230 - F01

Ottone lucido
Polished brass



149/230 - F03

Bronzo graffiato lucido
Shiny satin bronze



149/230 - F43

Bronzo graffiato opaco
Opaque satin bronze



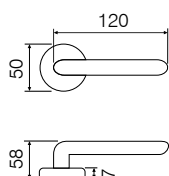
DIAMOND 199





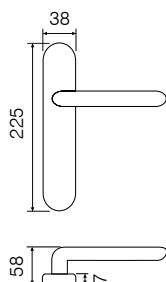
199/273

Maniglia con rosetta
Handle with rosette



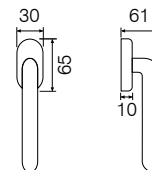
199/202L

Maniglia con placca
Handle with plate



199 D.K.

Maniglia anta ribalta
Tilt and turn handle



199/273 - F04

Cromo lucido
Polished chrome



199/273 - F05

Cromo satinato
Satin chrome



199/273 - F43 ECO

Bronzo graffiato opaco
Opaque satin bronze



199/273 - F N.O.

Nero opaco
Opaque black



GIORGIA 169



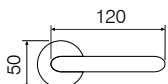


169/273

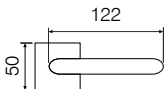


169/211B

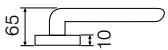
Maniglia con rosetta
Handle with rosette



169/273

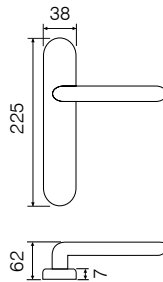


169/211B



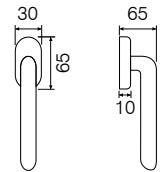
169/202L

Maniglia con placca
Handle with plate



169 D.K.

Maniglia anta ribalta
Tilt and turn handle



169/273 - F04

Cromo lucido
Polished chrome



169/273 - F05

Cromo satinato
Satin chrome



169/273 - F43 ECO

Bronzo graffiato opaco
Opaque satin bronze



169/273 - F N.O.

Nero opaco
Opaque black

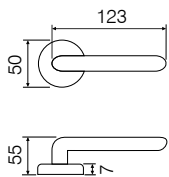
HORNET 145





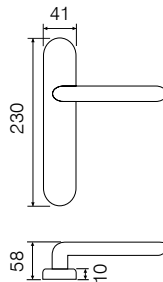
145/273

Maniglia con rosetta
Handle with rosette



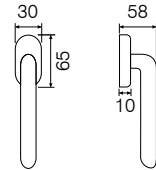
145/205

Maniglia con placca
Handle with plate



145 D.K.

Maniglia anta ribalta
Tilt and turn handle



145/273 - F04

Cromo lucido
Polished chrome



145/273 - F05

Cromo satinato
Satin chrome



145/273 - F20

Nickel satinato
Satin nickel



145/273 - F43 ECO

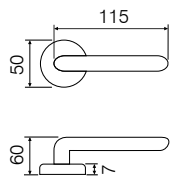
Bronzo graffiato opaco
Opaque satin bronze





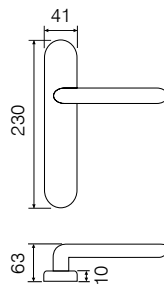
122/273

Maniglia con rosetta
Handle with rosette



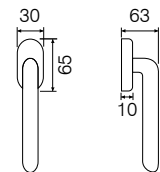
122/205

Maniglia con placca
Handle with plate



122 D.K.

Maniglia anta ribalta
Tilt and turn handle



122/273 - F04

Cromo lucido
Polished chrome



122/273 - F05

Cromo satinato
Satin chrome



122/273 - F20

Nickel satinato
Satin nickel



122/273 F N.O.

Nero opaco
Opaque black

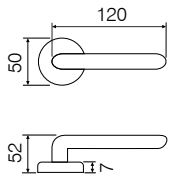
 GRACE 127





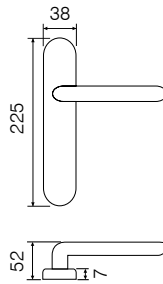
127/273

Maniglia con rosetta
Handle with rosette



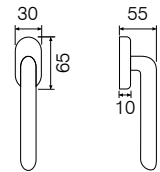
127/202L

Maniglia con placca
Handle with plate



127 D.K.

Maniglia anta ribalta
Tilt and turn handle



127/273 - F04

Cromo lucido
Polished chrome



127/273 - F05

Cromo satinato
Satin chrome



127/273 - F20

Nickel satinato
Satin nickel



MIRAGE 125





125/231



125/232



125/275



118 D.K.



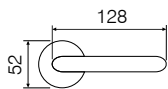
118 STG/231B

Maniglia con rosetta
Handle with rosette

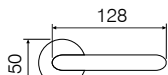
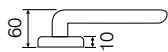
Maniglia con placca
Handle with plate

Maniglia anta ribalta
Tilt and turn handle

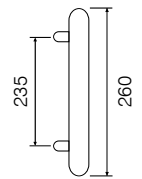
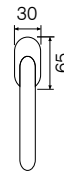
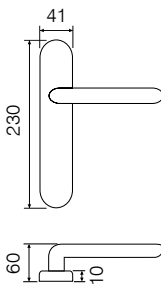
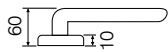
Maniglione
Pull-handle



125/231



125/232



125/231 - F65

Cromo lucido - Inox satinato
Polished chrome - Satin steel



125/232 - F10

Ottone lucido - Ottone satinato
Polished brass - Satin brass



125/232 - F65

Cromo lucido - Inox satinato
Polished chrome - Satin steel



125/232 - F33

Cromo lucido - Nero opaco
Polished chrome - Opaque black



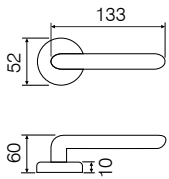
MIRAGE 2 125-2





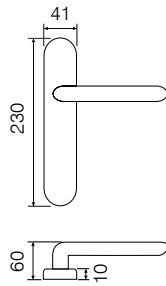
125-2/231

Maniglia con rosetta
Handle with rosette



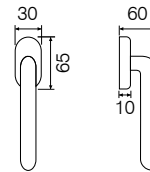
125-2/275

Maniglia con placca
Handle with plate

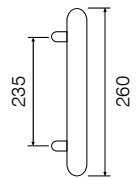


118 D.K.

Maniglia anta ribalta
Tilt and turn handle



118 STG/231B



125-2/231 - F65

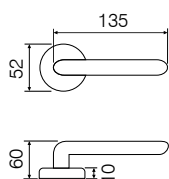
Cromo lucido - Inox satinato
Polished chrome - Satin steel





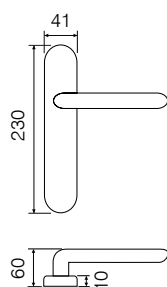
118/236

Maniglia con rosetta
Handle with rosette



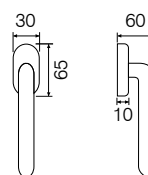
118/275

Maniglia con placca
Handle with plate

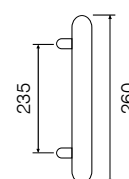


118 D.K.

Maniglia anta ribalta
Tilt and turn handle



118 STG/231B



118/230 - F10

Ottone lucido - Ottone satinato
Polished brass - Satin brass



118/230 - F33

Cromo lucido - Nero opaco
Polished chrome - Opaque black




118/236 - F65

Cromo lucido - Inox satinato
Polished chrome - Satin steel



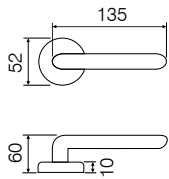
SOGNO 193





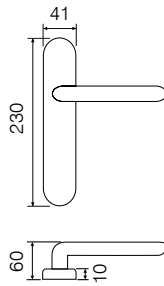
193/230

Maniglia con rosetta
Handle with rosette



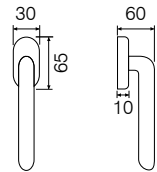
193/275

Maniglia con placca
Handle with plate



193 D.K.

Maniglia anta ribalta
Tilt and turn handle



193/230 - F11

Cromo lucido - Nickel satinato
Polished chrome - Satin nickel



193/230 - F66

Cromo lucido - Cromo satinato
Polished chrome - Satin chrome



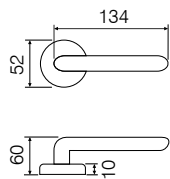
ALBA 140





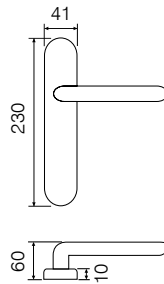
140/230R

Maniglia con rosetta
Handle with rosette



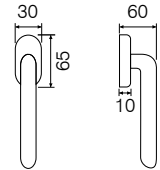
140/275

Maniglia con placca
Handle with plate



140 D.K.

Maniglia anta ribalta
Tilt and turn handle



140/230R - F10

Ottone lucido - Ottone satinato
Polished brass - Satin brass



140/230R - F11

Cromo lucido - Nickel satinato
Polished chrome - Satin nickel



140/230R - F66

Cromo lucido - Cromo satinato
Polished chrome - Satin chrome



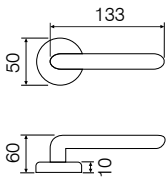
CLUB 110





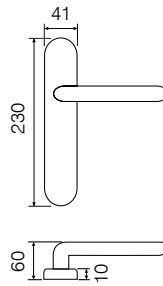
110/232

Maniglia con rosetta
Handle with rosette



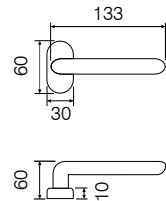
110/275

Maniglia con placca
Handle with plate



110/277

Maniglia con rosetta ovale
Handle with oval rosette



110/232 - F65

Cromo lucido - Inox satinato
Polished chrome - Satin steel



110/232 - F10

Ottone lucido - Ottone satinato
Polished brass - Satin brass



110/232 - F33

Cromo lucido - Nero opaco
Polished chrome - Opaque black



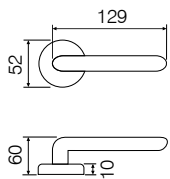
DIANA 183





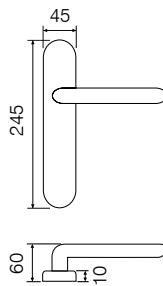
183/231

Maniglia con rosetta
Handle with rosette



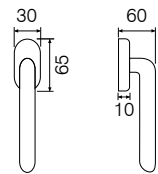
183/275R

Maniglia con placca
Handle with plate



183 D.K.

Maniglia anta ribalta
Tilt and turn handle



183/231 - F65

Cromo lucido - Inox satinato
Polished chrome - Satin steel



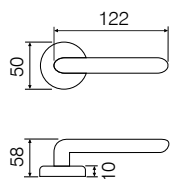
CORNER 114





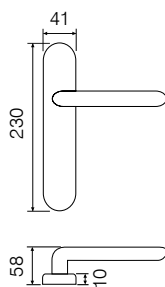
114/232

Maniglia con rosetta
Handle with rosette



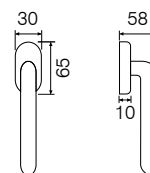
114/275

Maniglia con placca
Handle with plate



114 D.K.

Maniglia anta ribalta
Tilt and turn handle



114/232 - F65

Cromo lucido - Inox satinato
Polished chrome - Satin steel



114/232 - F33

Cromo lucido - Nero opaco
Polished chrome - Opaque black



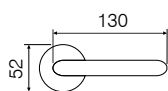
CORNER 2 114-2



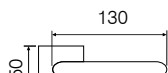


114-2/231

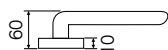
Maniglia con rosetta
Handle with rosette



114-2/231

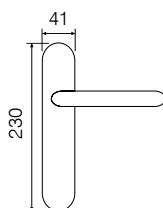


114-2/211B



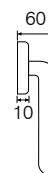
114-2/275

Maniglia con placca
Handle with plate



114-2 D.K.

Maniglia anta ribalta
Tilt and turn handle



114-2/211B - F65

Cromo lucido - Inox satinato
Polished chrome - Satin steel



114-2/231 - F65

Cromo lucido - Inox satinato
Polished chrome - Satin steel

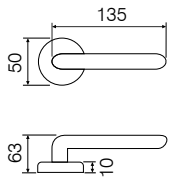
 BRIDGE 112





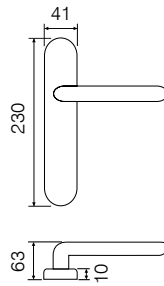
112/232

Maniglia con rosetta
Handle with rosette



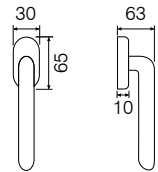
112/275

Maniglia con placca
Handle with plate



112 D.K.

Maniglia anta ribalta
Tilt and turn handle



112/232 - F66

Cromo lucido - Cromo satinato
Polished chrome - Satin chrome



112/232 - F11

Cromo lucido - Nickel satinato
Polished chrome - Satin nickel



112/232 - F33

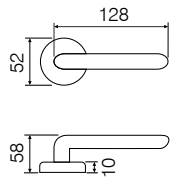
Cromo lucido - Nero opaco
Polished chrome - Opaque black





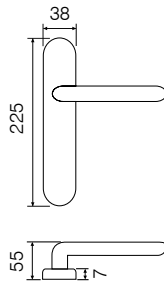
171/230R

Maniglia con rosetta
Handle with rosette



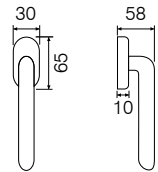
171/202L

Maniglia con placca
Handle with plate



171 D.K.

Maniglia anta ribalta
Tilt and turn handle



171/230R - F04

Cromo lucido
Polished chrome




171/230R - F05

Cromo satinato
Satin chrome




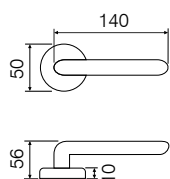
DOTS 170





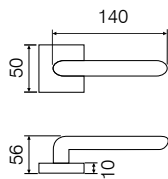
170/232

Maniglia con rosetta
Handle with rosette



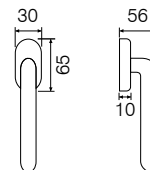
170/211B

Maniglia con rosetta
Handle with rosette



170 D.K.

Maniglia anta ribalta
Tilt and turn handle



170/232 - F05

Cromo satinato
Satin chrome



170/232 - F20

Nickel satinato
Satin nickel



170/232 - F15

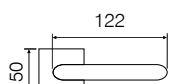
Antracite
Anthracite



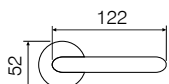
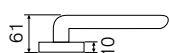


111/211B

Maniglia con rosetta
Handle with rosette



111/211B

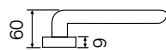
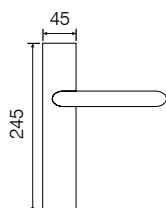


111/231



111/212

Maniglia con placca
Handle with plate



111 D.K.R.

Maniglia anta ribalta
Tilt and turn handle



111/211B - F63

Inox satinato - Inox lucido
Satin steel - Polished steel



111/231 - F63

Inox satinato - Inox lucido
Satin steel - Polished steel



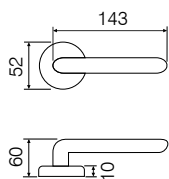
SPEAR 136





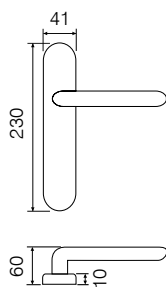
136/231

Maniglia con rosetta
Handle with rosette



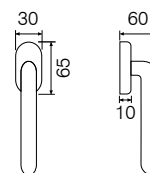
136/275

Maniglia con placca
Handle with plate



136 D.K.

Maniglia anta ribalta
Tilt and turn handle



136/231 - F65

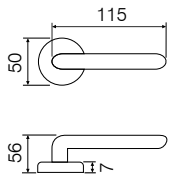
Cromo lucido - Inox satinato
Polished chrome - Satin steel





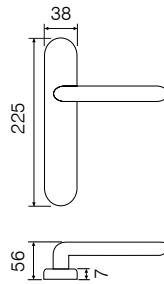
126/273

Maniglia con rosetta
Handle with rosette



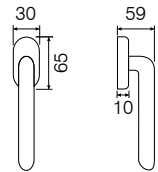
126/202L

Maniglia con placca
Handle with plate



121 D.K.

Maniglia anta ribalta
Tilt and turn handle



126/273 - F01

Ottone lucido
Polished brass



126/273 - F04

Cromo lucido
Polished chrome



126/273 - F05

Cromo satinato
Satin chrome



126/273 - F20

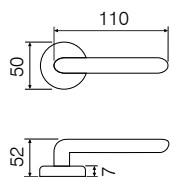
Nickel satinato
Satin nickel





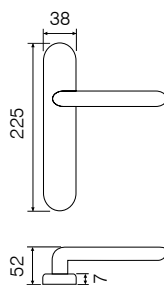
121/273

Maniglia con rosetta
Handle with rosette



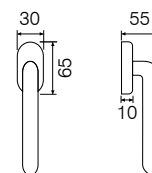
121/202L

Maniglia con placca
Handle with plate



121 D.K.

Maniglia anta ribalta
Tilt and turn handle



121/273 - F01

Ottone lucido
Polished brass



121/273 - F04

Cromo lucido
Polished chrome



121/273 - F05

Cromo satinato
Satin chrome



121/273 - F20

Nickel satinato
Satin nickel



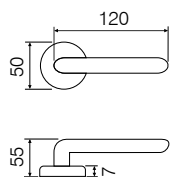
FLY 130





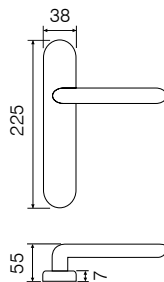
130/273

Maniglia con rosetta
Handle with rosette



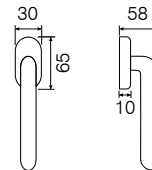
130/202L

Maniglia con placca
Handle with plate



130 D.K.

Maniglia anta ribalta
Tilt and turn handle



130/273 - F01

Ottone lucido
Polished brass



130/273 - F05

Cromo satinato
Satin chrome



130/273 - F04

Cromo lucido
Polished chrome



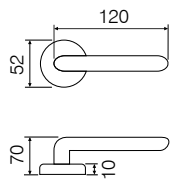
SHADOW 120





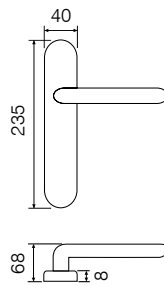
120/230

Maniglia con rosetta
Handle with rosette



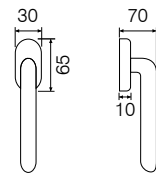
120/202RC

Maniglia con placca
Handle with plate



120 D.K.

Maniglia anta ribalta
Tilt and turn handle



120/230 - F04

Cromo lucido
Polished chrome



120/230 - F01

Ottone lucido
Polished brass



120/230 - F03

Bronzo graffiato lucido
Shiny satin bronze



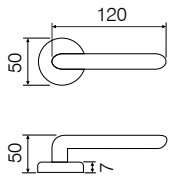
EMILY 124





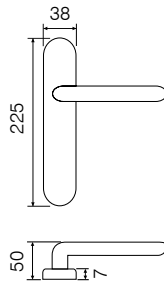
124/273

Maniglia con rosetta
Handle with rosette



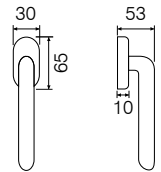
124/202L

Maniglia con placca
Handle with plate



124 D.K.

Maniglia anta ribalta
Tilt and turn handle



124/273 - F04

Cromo lucido
Polished chrome



124/273 - F05

Cromo satinato
Satin chrome



124/273 - F01

Ottone lucido
Polished brass



124/273 - F02

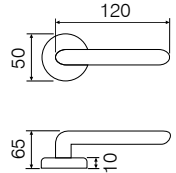
Ottone satinato
Satin brass



 **PERLA**

185/231B - F66

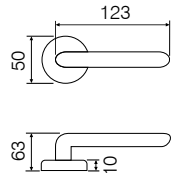
Maniglia con rosetta
Handle with rosette



 **VENERE**

186/231BS - F66

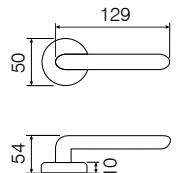
Maniglia con rosetta
Handle with rosette



 **POLO**

155 ALU/231B - F11

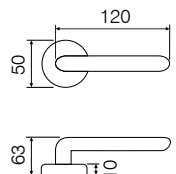
Maniglia con rosetta
Handle with rosette



 **SNAKE**

188P ALU/231B - F20

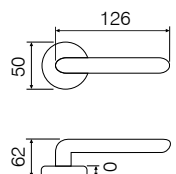
Maniglia con rosetta
Handle with rosette



 **STICK**

116/231B - F11

Maniglia con rosetta
Handle with rosette

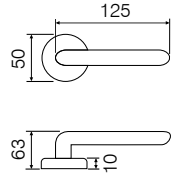


 **WAVE**



190ALU/231B - F20

Maniglia con rosetta
Handle with rosette



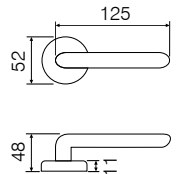
 **TWIST**



158A/231C.C - F03

158A/231C.C - F20

Maniglia con rosetta
Handle with rosette

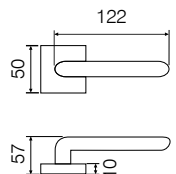


 **QUADRA**



163ALU/211BIC - F11

Maniglia con rosetta
Handle with rosette

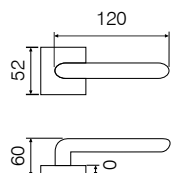


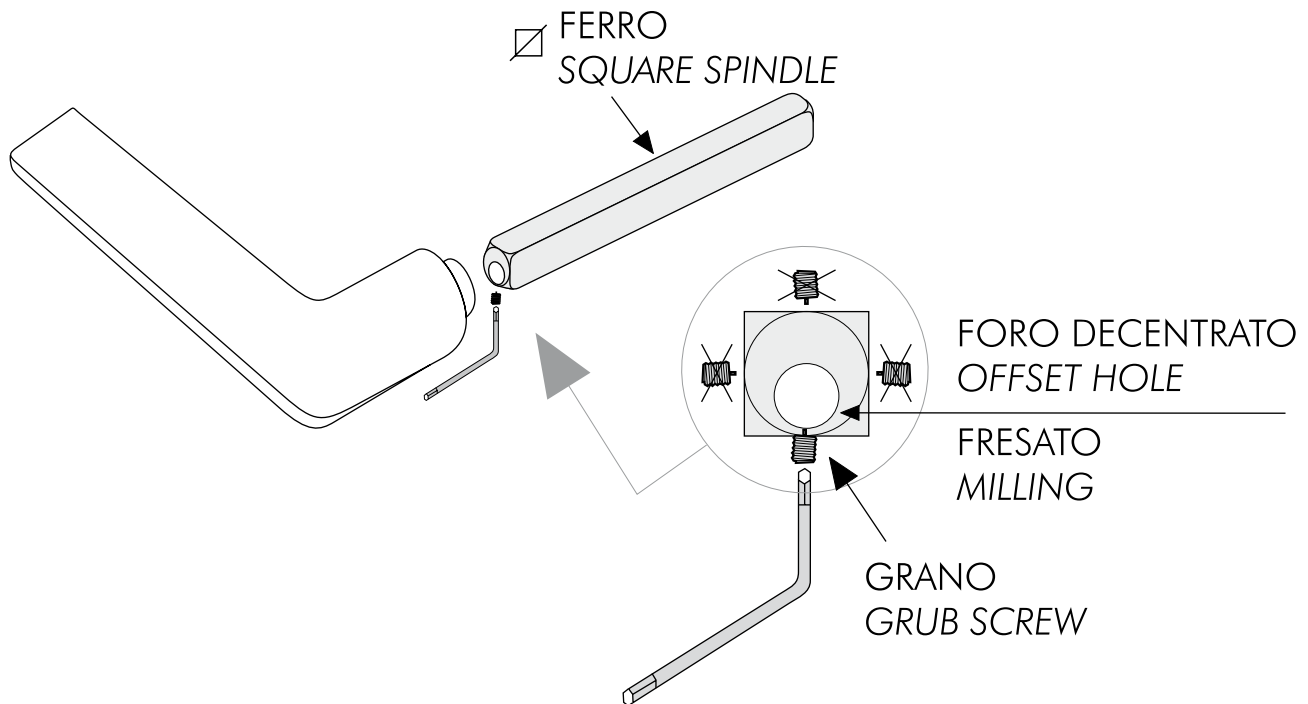
 **DART**



176/211K - F66

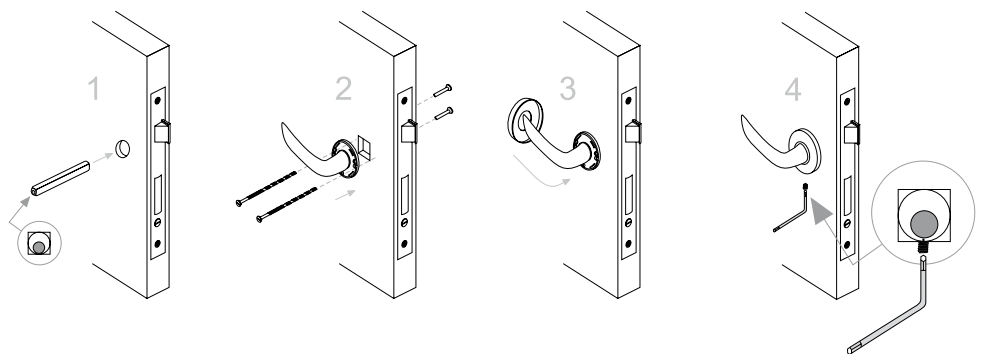
Maniglia con rosetta
Handle with rosette





ART. 273

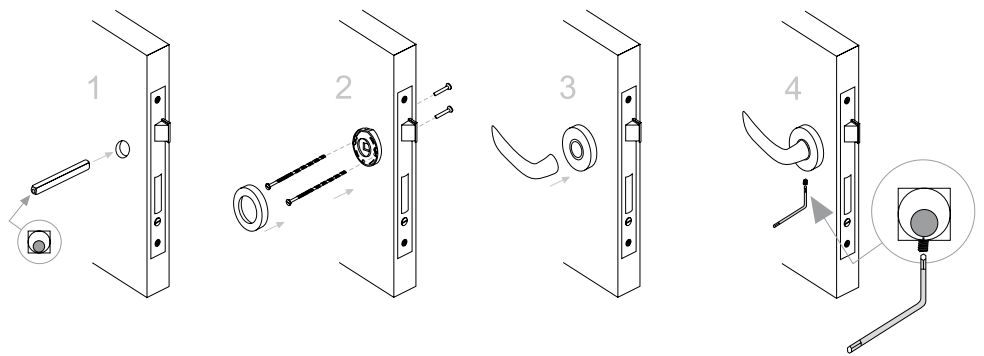
ASSEMBLY SYSTEM A



- 1) Inserire il ferro quadro nella serratura, rivolgendo la fresata o il foro verso la posizione del foro grano presente sulla maniglia.
- 2) Posizionare la maniglia montata sulla sotto-rosetta in plastica e fissare con le viti in dotazione.
- 3) Posizionare la copertina a pressione sulla sotto-rosetta.
- 4) Avvitare il grano della maniglia nell'apposito foro finché non si blocca.

- 1) Insert the square spindle into the lock. The square spindle's milling or the hole has to be pointed to the handle's grub screw hole.
- 2) The handle, mounted on the plastic under-rose, must be positioned on the door, and fastened with the screws.
- 3) Clip the cover rose on the under-rose.
- 4) Fasten the grub screw in the handle's designated hole, until it stops.

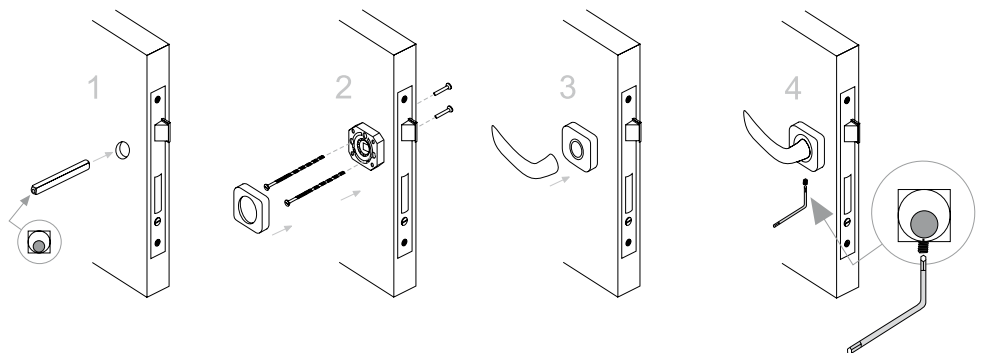
ASSEMBLY SYSTEM B



- 1) Inserire il ferro quadro nella serratura, rivolgendo la fresata o il foro verso la posizione del foro grano presente sulla maniglia.
- 2) Posizionare la sotto-rosetta (provvista di molla incorporata) in asse con il ferro quadro, fissare con le viti in dotazione. Dopodiché, posizionare la copertina a pressione sulla sotto-rosetta.
- 3) Posizionare la maniglia.
- 4) Avvitare il grano della maniglia nell'apposito foro finché non si blocca.

- 1) Insert the square spindle into the lock. The square spindle's milling or the hole has to be pointed to the handle's grub screw hole.
- 2) Position the built-in spring under-rose aligned with the square spindle, then fasten with the screws. Clip the cover rose on the under-rose.
- 3) Position the handle.
- 4) Fasten the grub screw in the handle's designated hole, until it stops.

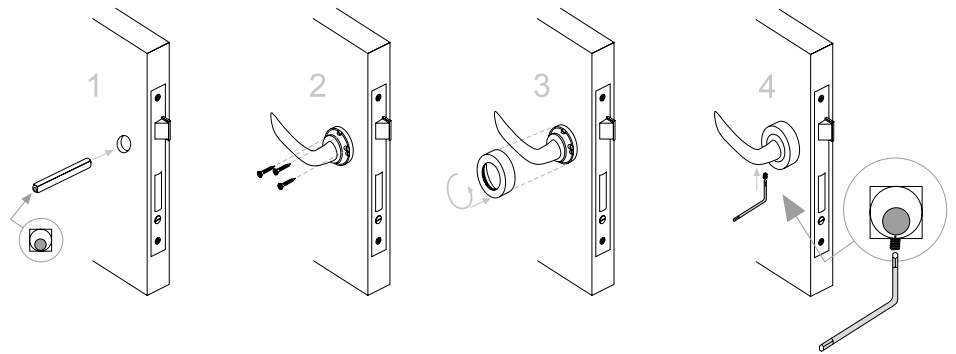
ASSEMBLY SYSTEM C



- 1) Inserire il ferro quadro nella serratura, rivolgendo la fresata o il foro verso la posizione del foro grano presente sulla maniglia.
- 2) Posizionare la sotto-rosetta (provvista di molla incorporata) in asse con il ferro quadro, fissare con le viti in dotazione. Dopodiché, posizionare la copertina a pressione sulla sotto-rosetta.
- 3) Posizionare la maniglia.
- 4) Avvitare il grano della maniglia nell'apposito foro finché non si blocca.

- 1) Insert the square spindle into the lock. The square spindle's milling or the hole has to be pointed to the handle's grub screw hole.
- 2) Position the built-in spring under-rose aligned with the square spindle, then fasten with the screws. Clip the cover rose on the under-rose.
- 3) Position the handle.
- 4) Fasten the grub screw in the handle's designated hole, until it stops.

ASSEMBLY SYSTEM D

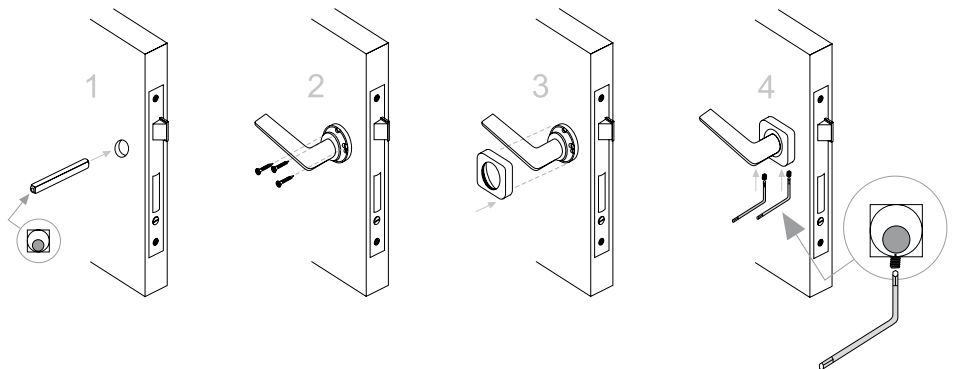


- 1) Inserire il ferro quadro nella serratura, rivolgendo la fresata o il foro verso la posizione del foro grano presente sulla maniglia.
- 2) Posizionare la maniglia montata sulla rosetta interna in metallo e fissare con le viti in dotazione.
- 3) Avvitare l'anello sulla rosetta interna.
- 4) Avvitare il grano della maniglia nell'apposito foro finché non si blocca.

- 1) Insert the square spindle into the lock. The square spindle's milling or the hole has to be pointed to the handle's grub screw hole.
- 2) The handle, mounted on the inner metal rose, must be positioned on the door, and fastened with the screws.
- 3) Screw the ring on the inner rose.
- 4) Fasten the grub screw in the handle's designated hole, until it stops.

ART. 211BIC

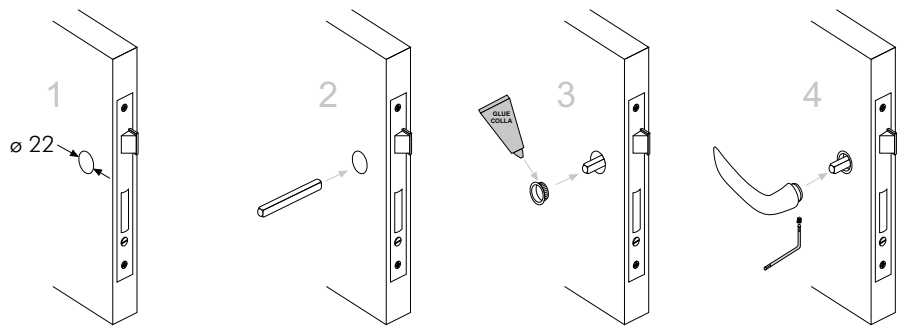
ASSEMBLY SYSTEM E



- 1) Inserire il ferro quadro nella serratura, rivolgendo la fresata o il foro verso la posizione del foro grano presente sulla maniglia.
- 2) Posizionare la maniglia montata sulla rosetta interna in metallo e fissare con le viti in dotazione.
- 3) Posizionare l'anello quadrato sulla rosetta interna, facendo particolare attenzione a mantenere la posizione in asse e il foro grano nella parte inferiore.
- 4) Fissare l'anello con il grano finché non si blocca. Avvitare il grano nell'apposito foro della maniglia finché non si blocca.

- 1) Insert the square spindle into the lock. The square spindle's milling or the hole has to be pointed to the handle's grub screw hole.
- 2) The handle, mounted on the inner metal rose, must be positioned on the door, and fastened with the screws.
- 3) Position the square ring on the inner rose. Position has to be aligned and ring's grub screw hole has to stay in the lower part.
- 4) Fasten the ring's grub screw until it stops. Fasten the grub screw in the handle's designated hole, until it stops.

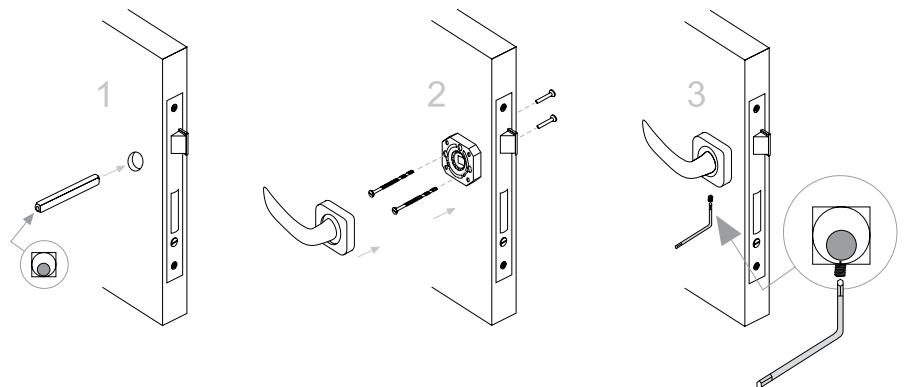
ASSEMBLY SYSTEM MINI



- 1) Eseguire un foro di 22mm di diametro nella porta.
- 2) Inserire il ferro quadro nella serratura, rivolgendo la fresata o il foro verso la posizione del foro grano presente sulla maniglia.
- 3) Apporre una piccola quantità di colla sul diametro esterno della rosetta (sulla parte che andrà inserita nella porta) ed inserirla nel foro sulla porta.
- 4) Posizionare la maniglia, e fissarla sul ferro quadro avvitando l'apposito grano finché questo non si blocca.

- 1) Drill a 22mm diameter hole into the door.
- 2) Insert the square spindle into the lock. The square spindle's milling or the hole has to be pointed to the handle's grub screw hole.
- 3) Put a small quantity of glue on the rose's outer diameter (on the part that will be inserted in the door). Insert the rose in the door.
- 4) Position the handle, then fasten the grub screw in the handle's designated hole, until it stops.

ASSEMBLY SYSTEM H5



- 1) Inserire il ferro quadro nella serratura, rivolgendo la fresata o il foro verso la posizione del foro grano presente sulla maniglia.
- 2) Posizionare la sottorosetta in metallo e fissarla con le viti in dotazione.
- 3) Posizionare la maniglia montata sulla copertina sulla sottorosetta e avvitare il grano nell'apposito foro della maniglia finché non si blocca.

- 1) Insert the square spindle into the lock. The square spindle's milling or the hole has to be pointed to the handle's grub screw hole.
- 2) Position the metal under-rose aligned with the square spindle, then fasten with the screws.
- 3) Position the handle mounted on the rose cover on the metal under-rose and fasten the grub screw in the handle's designated hole, until it stops.



F101

Oro - Pavè
Gold - Pavè



F03

Bronzo graffiato lucido
Shiny satin bronze



F102

Argento - Pavè
Silver - Pavè



F23

Bronzo antico
Aged bronzed brass



F40

Cromo antico nero
Black aged chrome



F43

Bronzo graffiato opaco
Opaque satin bronze



F55

Bronzo chiaro - Bronzo scuro
Light bronze - Dark bronze



F.020

Effetto ottone satinato opaco
Opaque satin brass effect



F58

Oro francese antico rosso
Red aged french gold



F07

Sabbia del deserto
Desert sand



F59

Argento antico francese rosso
Red aged french silver



F13

Effetto rame satinato opaco
Opaque satin copper effect



F99

Argento vecchio
Aged silver



F15

Antracite
Anthracite



F17A

Shabby chic



F16

Effetto cromo satinato
Satin chrome effect



FN.O.

Nero opaco
Opaque black



F45

Ferro antico
Antique iron



FB.O.

Bianco opaco
Opaque white



F54

Effetto nickel satinato verniciato opaco
Opaque satin nickel effect

F00	Placcato oro 24K	<i>24K Gold plated</i>
F01	Ottone lucido	<i>Polished brass</i>
F01E	Ottone lucido - Ebanò	<i>Polished brass - Ebony</i>
F02	Ottone satinato	<i>Satin brass</i>
F04	Cromo lucido	<i>Polished chrome</i>
F05	Cromo satinato	<i>Satin chrome</i>
F06	Nickel nero	<i>Black nickel</i>
F08	Ottone lucido - Cromo lucido	<i>Polished brass - Polished chrome</i>
F09	Bianco lucido - Ottone lucido	<i>Shiny white - Polished brass</i>
F10	Ottone lucido - Ottone satinato	<i>Polished brass - Satin brass</i>
F11	Cromo lucido - Nickel satinato	<i>Polished chrome - Satin nickel</i>
F12	Ottone lucido - Nickel satinato	<i>Polished brass - Satin nickel</i>
F17	Bianco lucido RAL 9016	<i>RAL 9016 shiny white</i>
F18	PVD giallo	<i>Yellow PVD</i>
F19	Ottone lucido non verniciato	<i>Unpainted polished brass</i>
F20	Nickel satinato	<i>Satin nickel</i>
F21	Nickel lucido	<i>Polished nickel</i>
F21E	Nickel lucido - Ebanò	<i>Polished nickel - Ebony</i>
F22	Peltro opaco	<i>Opaque pewter</i>
F24	Cromo lucido - Nero soft touch	<i>Polished chrome - Soft touch black</i>
F25	Cromo satinato - Nero soft touch	<i>Satin chrome - Soft touch black</i>
F26	Alluminio verniciato opaco	<i>Opaque lacquered aluminium</i>
F27	Alluminio pavè	<i>Pavè aluminium</i>
F29	Nickel satinato PVD	<i>Satin nickel PVD</i>
F31	Cromo lucido - PVD	<i>Polished chrome - Yellow PVD</i>
F32	Cromo satinato - PVD	<i>Satin chrome - Yellow PVD</i>
F33	Cromo lucido - Nero opaco	<i>Polished chrome - Opaque black</i>
F34	Cromo satinato - Bianco opaco	<i>Satin chrome - Opaque white</i>
F39	Oro francese anticato nero	<i>Black aged french gold</i>
F48	Ottone antico	<i>Antique brass</i>
F50	Bronzo scuro	<i>Dark bronze</i>
F53	Bronzo uniforme	<i>Even bronze</i>
F56	Effetto nickel satinato lucido	<i>Shiny satin nickel effect</i>
F57	Nero soft touch	<i>Soft touch black</i>
F60	Inox satinato	<i>Satin steel</i>
F61	Inox lucido	<i>Polished steel</i>
F62	Inox satinato AISI 316	<i>AISI 316 satin steel</i>
F63	Inox satinato - Inox lucido	<i>Satin steel - Polished steel</i>
F64	Ottone lucido - Inox satinato	<i>Polished brass - Satin steel</i>
F65	Cromo lucido - Inox satinato	<i>Polished chrome - Satin steel</i>
F66	Cromo lucido - Cromo satinato	<i>Polished chrome - Satin chrome</i>
F67	Inox lucido AISI 316	<i>AISI 316 polished steel</i>
F70	Ottone vibrato	<i>Mill brass</i>
F73	Bronzo graffiato scuro opaco	<i>Opaque dark satin bronze</i>
F77	Nickel lucido - Nickel satinato	<i>Polished nickel - Satin nickel</i>
F78	Cromo vibrato	<i>Mill chrome</i>
F79	Nickel vibrato	<i>Mill nickel</i>
F80	Cromo lucido - Bianco lucido	<i>Polished chrome - Shiny white</i>
F94	Effetto cromo perla	<i>Pearl chrome effect</i>
999	Placcato argento 999	<i>999 silver plated</i>
125	Alluminio cromo perla	<i>Pearl chrome aluminium</i>
126	Cromo simil alluminio	<i>Chrome aluminium optica</i>

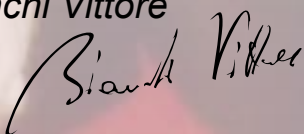
Tutti i prodotti FIMET sono prodotti in conformità alle norme ambientali e con materiali di alta qualità, come da migliore tradizione italiana. La superficie dei prodotti può essere alterata da clima umido con alta percentuale di salinità, piogge acide, solventi, escursioni termiche e l'esposizione ai raggi ultravioletti. I nostri prodotti sono quindi sottoposti a test in nebbia salina in modo da ottenere un dato di riferimento per le nostre garanzie. Il test viene condotto in condizioni ottimali, dove le maniglie sono esposte solo alla nebbia salina. Pertanto, al fine di garantire il risultato ottenuto si consiglia di non utilizzare detergenti corrosivi e detergenti abrasivi o altri prodotti per la pulizia contenenti acido muriatico per la pulizia delle maniglie, ma solo un semplice panno morbido con acqua. Si consiglia inoltre di evitare di installare le maniglie quando l'ambiente è stato appena dipinto, perché l'esalazione della vernice può indebolire la superficie. Anelli, chiavi e oggetti appuntiti, in generale, possono danneggiare la superficie.

Le nostre finiture hanno raggiunto i seguenti risultati nel test in nebbia salina:

<i>Ottone verniciato in cataforesi</i>	<i>oltre 250 ore</i>
<i>Bronzo verniciato in cataforesi</i>	<i>oltre 250 ore</i>
<i>Cromo galvanizzato</i>	<i>oltre 250 ore</i>
<i>Nickel verniciato</i>	<i>oltre 250 ore</i>
<i>RAL</i>	<i>oltre 250 ore</i>

Inoltre i nostri prodotti sono garantiti per 10 anni contro i difetti meccanici se installati correttamente. FIMET garantisce i propri prodotti esclusivamente quando vengono utilizzati in conformità con le cure necessarie. Danni superficiali causati da uso improprio o ad un'errata installazione non sono coperti da questa garanzia, né sono coperti il normale scolorimento dovuto all'usura o corrosione. Fimet non può in nessun caso essere ritenuta responsabile per danni derivanti da qualsiasi altra causa.

Bianchi Vittore



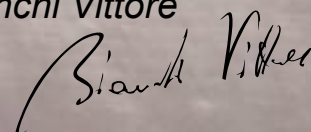
All Fimet products are produced in compliance with environmental rules and with high quality materials, as per best Italian tradition. The surface of the products can be altered by humid climate with high percentage of saltiness, sour rains, solvents, thermal excursions and exposure to ultraviolet rays. Our products are therefore submitted to salt spray test in order to obtain a reference data for our guarantees. The test is carried on optimal conditions, where the handles are exposed only to salt spray. Therefore, in order to guarantee the result obtained, we recommend not to use corrosive detergent and abrasive cleaners or other cleaning products containing muriatic acid when cleaning the handles, but only a plain smooth cloth with water. We recommend also to avoid installing the handles when the room has just been painted, as the exhalation of the varnish can weaken the surface. Rings, keys, and sharp object in general can damage the surface.

Our finishing have reached the following results in the salt spray test :

Cataphoresis varnished brass	beyond 250 hours
Cataphoresis varnished bronze	beyond 250 hours
Galvanized chrome	beyond 250 hours
Galvanized lacquered nickel	beyond 250 hours
RAL	beyond 250 hours

Moreover our products are guaranteed for 10 years against mechanical defects when installed correctly. Fimet guarantees its products solely when used in compliance with the necessary care. Surface damages caused by misuse or wrong installation are not covered by this warranty, nor are covered normal wear discoloration on finished or corrosion. Fimet can't in any case be held responsible for damages resulting from any other cause.

Bianchi Vittore





VERTICAL
DISPLAY
STAND



ROTATING
DISPLAY
STAND



ROTATING COUNTER DISPLAY





WALL DISPLAY



DISPLAY CASE



COLOR CHART



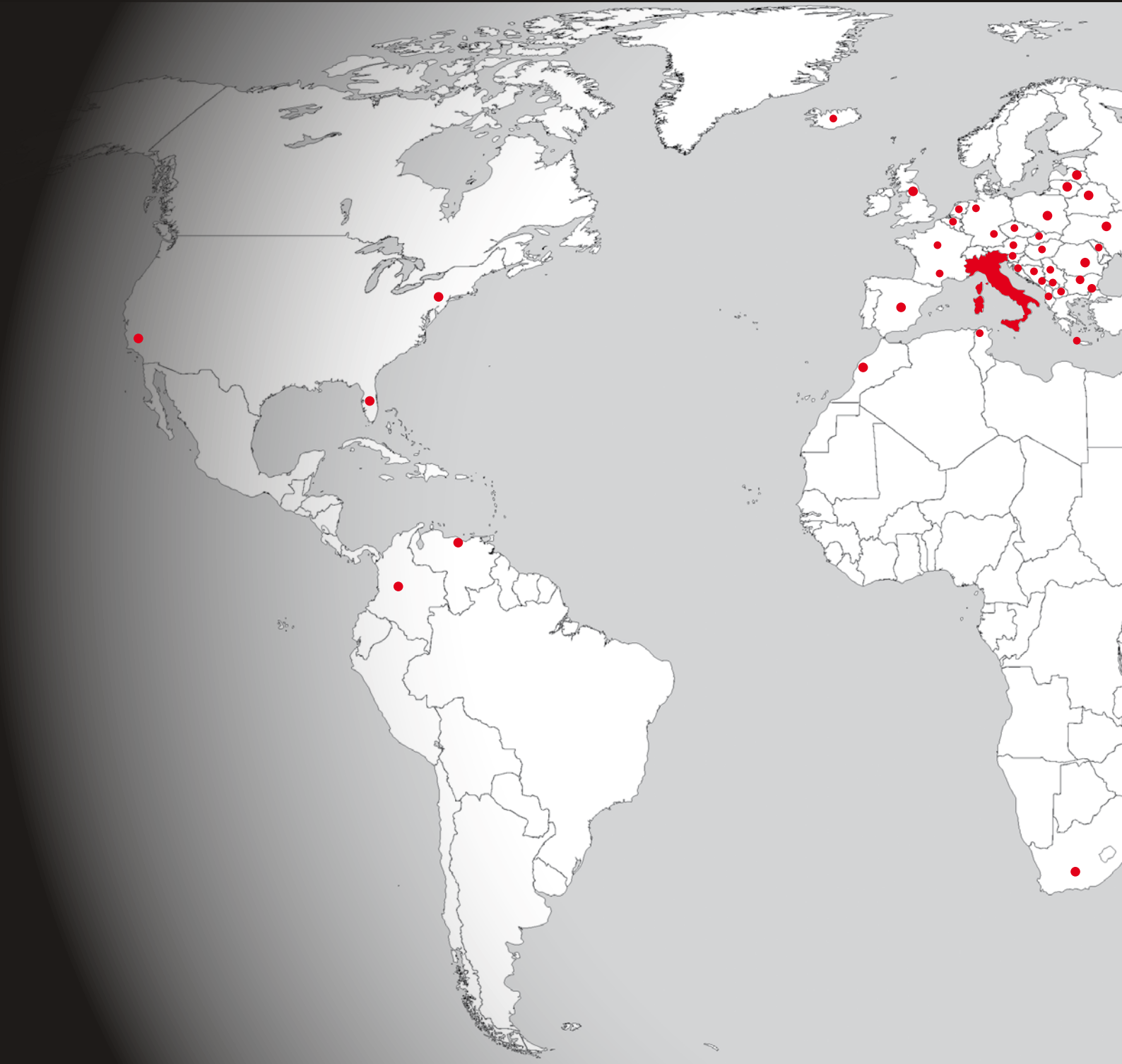


IN THE WORLD

MADE IN ITALY



- ALBANIA
- AUSTRIA
- BAHRAIN
- BELGIO
- BIELORUSSIA
- BOSNIA ERZEGOVINA
- BULGARIA
- CALIFORNIA
- CINA (HK)
- CIPRO
- COLOMBIA
- CROAZIA
- DUBAI



- FLORIDA
- FRANCIA
- GERMANIA
- GRECIA
- INDIA
- ISLANDA
- ISRAELE
- **ITALIA**
- KOSOVO
- KUWAIT
- LETTONIA
- LIBANO
- LITUANIA

- MACEDONIA
- MALTA
- MAROCCO
- MOLDAVIA
- MONTENEGRO
- OLANDA
- OMAN
- POLONIA
- PAESI BASSI
- PAKISTAN
- QATAR
- ROMANIA
- RUSSIA

- SERBIA
- SLOVACCHIA
- SLOVENIA
- SPAGNA
- SUDAFRICA
- TUNISIA
- UCRAINA
- UNGHERIA
- USA
- UK
- UZBEKISTAN
- VENEZUELA



CONDIZIONI DI VENDITA

- Tutte le vendite vengono effettuate alle condizioni generali della ditta venditrice e potranno essere modificate solo con atto scritto della medesima.
- Tutte le vendite si intendono fatte "salvo approvazione della ditta".
- I prezzi si intendono franco ns. stabilimento. I prezzi sono sempre da intendersi al netto delle vigenti impostazioni fiscali.
- La merce viaggia a rischio e pericolo del committente anche se la spedizione avviene in porto franco
- Non verrà accettata merce in restituzione se non previo benestare della ditta venditrice.
- La ditta garantisce la ottima qualità dei prodotti e si impegna a sostituire solo il materiale che risultasse difettoso per carenza di costruzione.
È però espressamente escluso il risarcimento di ogni eventuale danno.
- È nostra cura effettuare le consegne con la massima velocità consentitaci. Non vengono accettate richieste di risarcimento per ritardi di consegna.
- Qualsiasi reclamo sarà valido solamente se viene fatto per iscritto entro il termine di 8 gg. dal ricevimento della merce.
Il reclamo s'intenderà decaduto qualora il compratore abbia consumato la merce.
In caso di reclamo giustificato forniremo, per la merce resaci allo stato originale, della merce corrispondente all'ordine.
- Le illustrazioni e i dati tecnici riportati sui nostri cataloghi debbono essere considerati approssimativi potendo i modelli subire delle variazioni e modifiche senza obbligo di preavviso da parte della ditta.
- Per ogni controversia che si venisse a creare tra le parti sarà competente l'autorità giudiziaria di Brescia.

TERMS OF SALE

- All sales are made under the Seller's general terms conditions, and modifications may only be made upon written authorisation from the same.
- All sales are intended as "subject to the company's approval".
- Prices are quoted ex works and after deduction of the relevant taxes.
- All goods travel at the Buyer's risk even if despatched carriage free.
- Returned goods will only be accepted upon the Seller's approval.
- The manufacturer guarantees the quality of the products and undertakes to replace only goods found to have workmanship defects.
Damages will not be refunded.
- We will do our utmost to make deliveries as promptly as possible. Claims for delayed deliveries will not be accepted.
- Claims will only be valid if made in writing within 8 days of receipt of the goods. Claims will not be valid if the buyer has used the goods.
In the case of justified claims and goods returned in their original state, we will supply goods corresponding to the order.
- The drawings and technical data shown in our catalogues are to be considered as approximate since the models are subject to variation or modification at any time without prior notice.
- Any disputes between the parties will be put before the Court of Brescia.



FIMET MANIGLIE srl

Via Roma 24/A - 25070 Casto (Bs) - Italy
Tel. +39 0365 870383 - Fax +39 0365 879530
www.fimet-handles.com - mail@fimet-handles.com

MADE IN ITALY